

FROM:
YOUR
HEAVENLY FATHER

TO: YOU,
BELOVED



Advent 2017 Project

*The Word, the uncreated Son,
When finite things began to be,
Existing, God with God alone,
Thou wast from all eternity!
There, in thy Father's bosom laid,
Ineffably begot by him,
Thou wast, before the worlds were made,
God independent and supreme.*

*All-wise, all-good, Almighty Lord,
God over all thou always art,
Jehovah's everlasting Word,
Spoken into thy creature's heart;
With God essentially the same,
Distinct in personality,
Thou art the absolute I AM,
And all things made were made by thee.*

- Charles Wesley, "Hymn based on John 1:1-3"

Christmastime is oftentimes synonymous with "gifts." No doubt there will be many gifts during your Advent season – physical gifts, relational gifts, gifts of time, love, respect. This year, take some time to hear, receive and respond to the gift from Your Heavenly Father – His Son, Jesus Christ.

During the 2017 season of Advent, we will take a daily journey into the power, mystery and glory of Jesus. Each day on the WEPC Advent Blog, we will have a chance to see and hear the Word of God read to us by various children of West End Presbyterian Church. And each day, you will be able to participate in a tangible work of coloring and crafting ornaments related to these passages.

So as a family every morning this Advent, take thirty seconds, or take thirty minutes and interact with the Uncreated Son – the Word Incarnate.

Here is how it works:

1. Read the daily devotional from the wepcadvent.wordpress.com blog together as a family. (You may receive the entries in your email inbox every morning by using the "follow" button on the blog homepage.) Pray, discuss, and digest as time allows.
2. Afterward, each child may cut out their day's ornament and decorate it.
3. You may hang your ornament on your Christmas Tree, or you may choose to use the template to create your own Manger Scene. (All materials can be downloaded from the blog or picked up from the gallery at WEPC).

Week 1:

Day 1 (**Sunday**) **Dec. 3** – Matt. 1:1-17, “Jesus”

Day 2 / Dec. 4 – John 1:1-5, starburst

Day 3 / Dec. 5 – John 1:9-13, children

Day 4 / Dec. 6 – John 1:14, tent

Day 5 / Dec. 7 – Luke 4, desert rocks

Day 6 / Dec. 8 – John 2:1-11, wine jars

Day 7 / Dec. 9 – John 4:7-42, well

Week 2:

Day 8 (**Sunday**) **Dec. 10** – John 5:1-17, pool

Day 9 / Dec. 11 – Luke 5:17-26, hole in roof

Day 10 / Dec. 12 – Luke 6:1-5, grain field

Day 11 / Dec. 13 – Luke 6:6-11, hand

Day 12 / Dec. 14 – Luke 6:12-16, “12”

Day 13 / Dec. 15 – Luke 7:11-17, coffin

Day 14 / Dec. 16 – Luke 7:36-50, erasing debt

Week 3:

Day 15 (**Sunday**) **Dec. 17** – John 6:1-15, fishes & loaves

Day 16 / Dec. 18 – John 6:16-21, feet on water

Day 17 / Dec. 19 – John 7:37-39, water from heart

Day 18 / Dec. 20 – John 9:1-41, washing eyes

Day 19 / Dec. 21 – John 11:1-44, mummy

Day 20 / Dec. 22 – Luke 22:47-53, handcuffs

Day 21 / Dec. 23 – Luke 24:1-12, empty tomb

Week 4:

Day 22 (**Sunday**) **Dec. 24** – Isaiah 53:4-7, praying hands


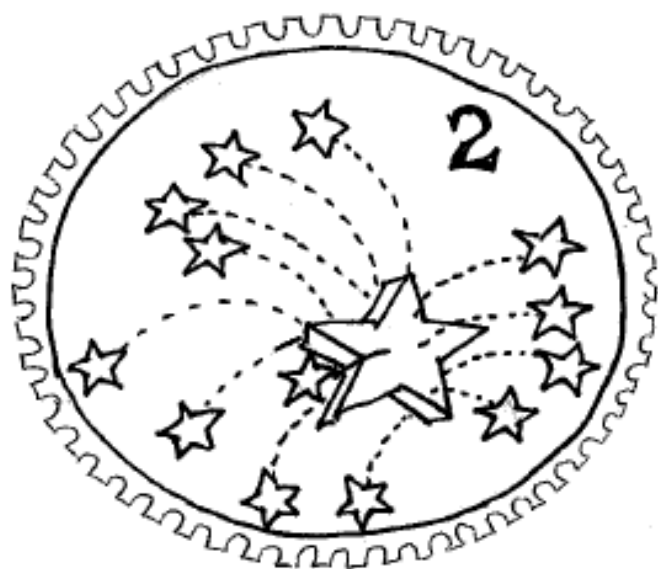
Day 23 (**Christmas Da**) **Dec. 25** – Isaiah 9:6-7, crown


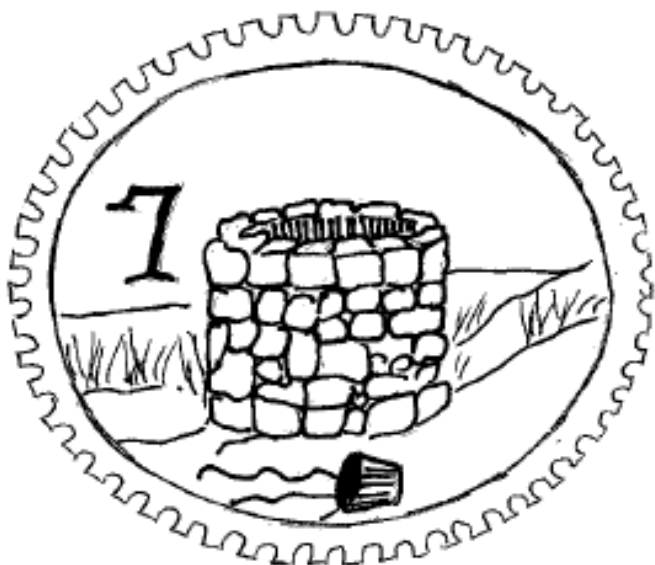
For help in creating your 2017 Manger Scene, go to wepcadvent.wordpress.com and download the PDF pattern found there.

1. *Print this template.*

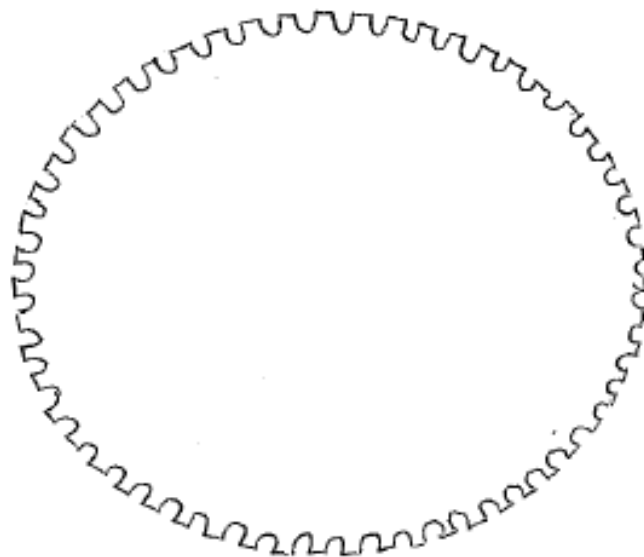

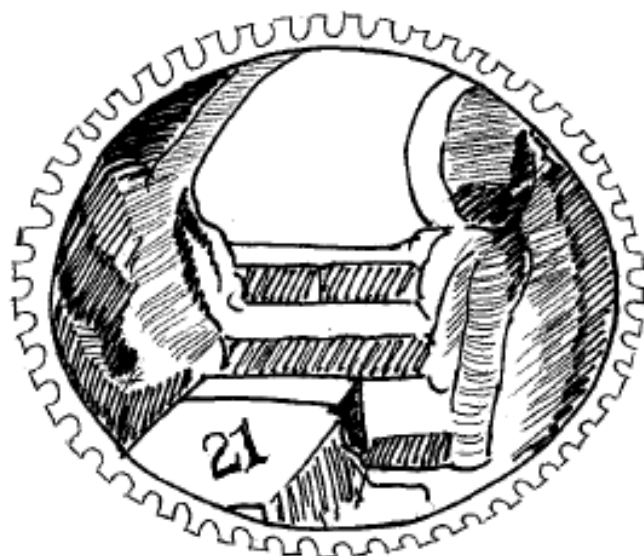
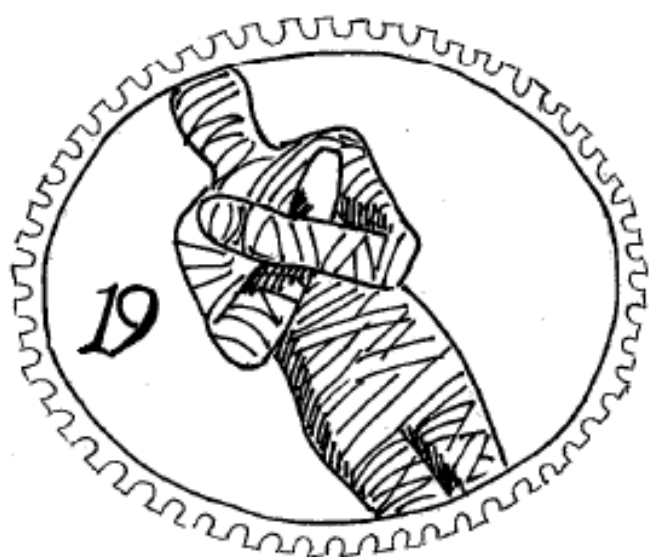
[When printing, make sure that it is set to "poster" and the paper selection is for regular 8½ x 11 paper.]

2. *Cut & tape the manger scene together.*
3. *Tape the manger scene onto a posterboard. You can pick up posterboard from the WEPC gallery.*
4. *Each day, after your child has decorated his/her ornament, tape or glue it to your very own manger.*











West End
presbyterian church